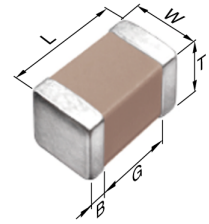


C2012X7S2A105K125AE



TDK item description C2012X7S2A105KT***S

Applications	Commercial Grade Please refer to Part No. CGA4J3X7S2A105K125AE for Automotive use.
Feature	Mid Voltage (100 to 630V) Soft Termination
Series	C2012 [EIA 0805]
Status	Production



Dimensions in mm

Size	
Length(L)	2.00mm +0.45,-0.20mm
Width(W)	1.25mm +0.25,-0.20mm
Thickness(T)	1.25mm +0.25,-0.20mm
Terminal Width(B)	0.20mm Min.
Terminal Spacing(G)	0.50mm Min.
Recommended Land Pattern (PA)	1.00mm to 1.30mm(Flow Soldering) 0.90mm to 1.20mm(Reflow Soldering)
Recommended Land Pattern (PB)	1.00mm to 1.20mm(Flow Soldering) 0.70mm to 0.90mm(Reflow Soldering)
Recommended Land Pattern (PC)	0.80mm to 1.10mm(Flow Soldering) 0.90mm to 1.20mm(Reflow Soldering)

Electrical Characteristics	
Capacitance	1μF ±10%
Rated Voltage	100VDC
Temperature Characteristic	X7S(±22%)
Dissipation Factor (Max.)	5%
Insulation Resistance (Min.)	500MΩ

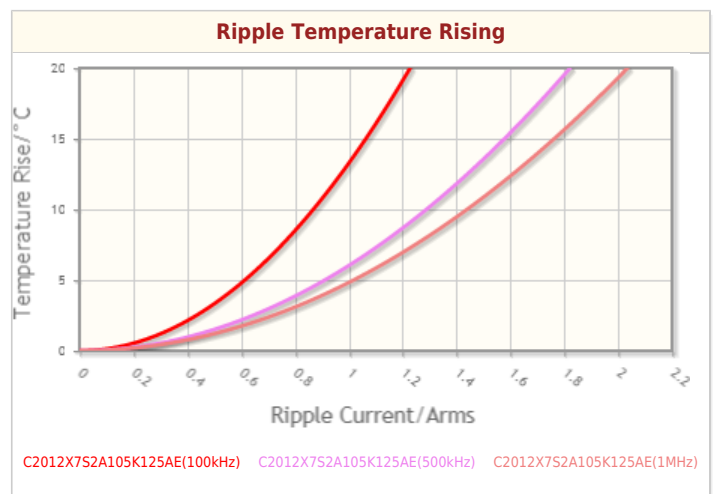
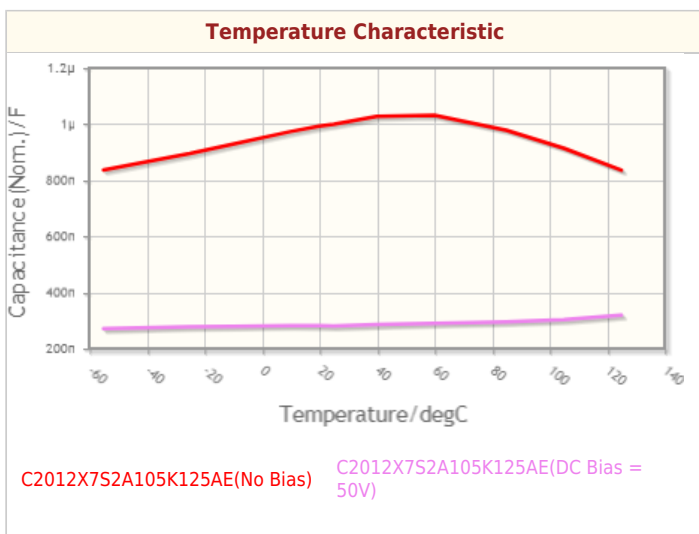
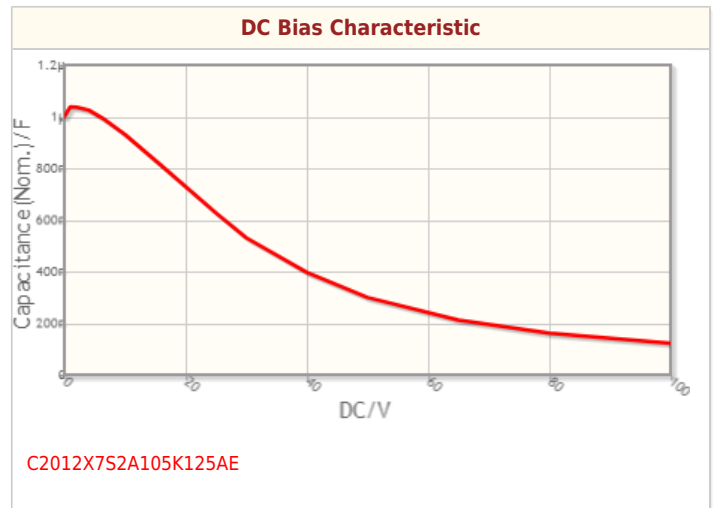
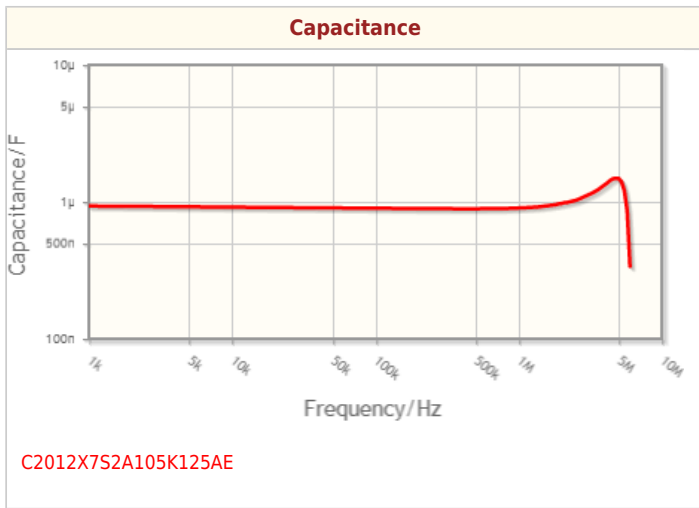
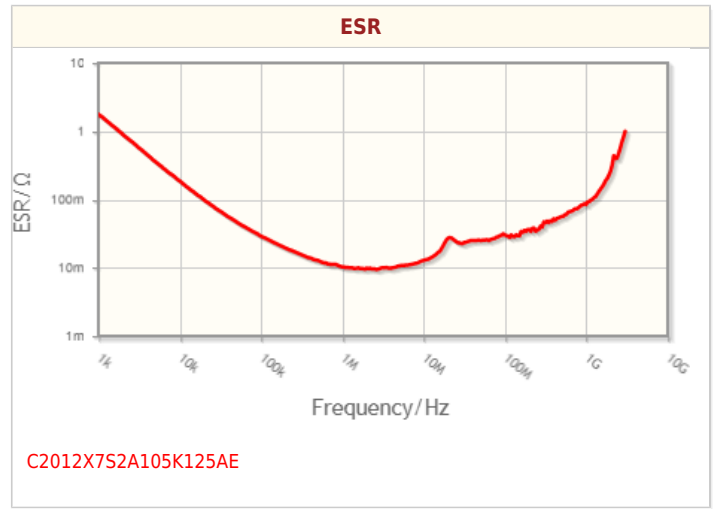
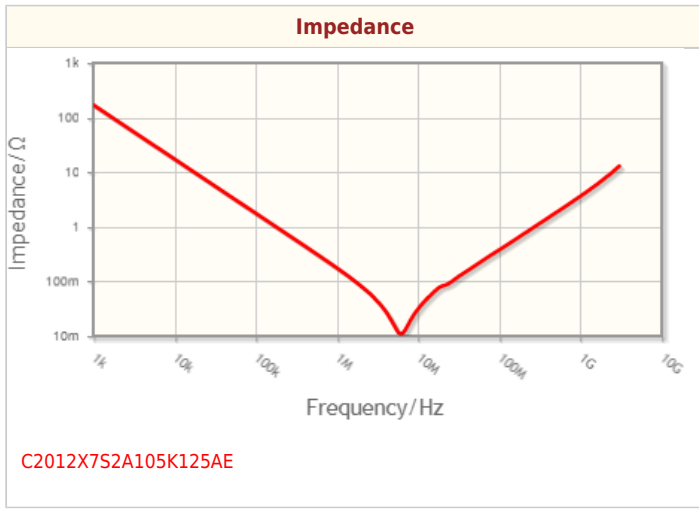
Other	
Soldering Method	Wave (Flow) Reflow
AEC-Q200	No
Packing	Blister (Plastic)Taping [180mm Reel]
Package Quantity	2000pcs

! Images are for reference only and show exemplary products.
 ! This PDF document was created based on the data listed on the TDK Corporation website.
 ! All specifications are subject to change without notice.

C2012X7S2A105K125AE



Characteristic Graphs(This is reference data, and does not guarantee the products characteristics.)



! Images are for reference only and show exemplary products.
! This PDF document was created based on the data listed on the TDK Corporation website.
! All specifications are subject to change without notice.



Associated Images

